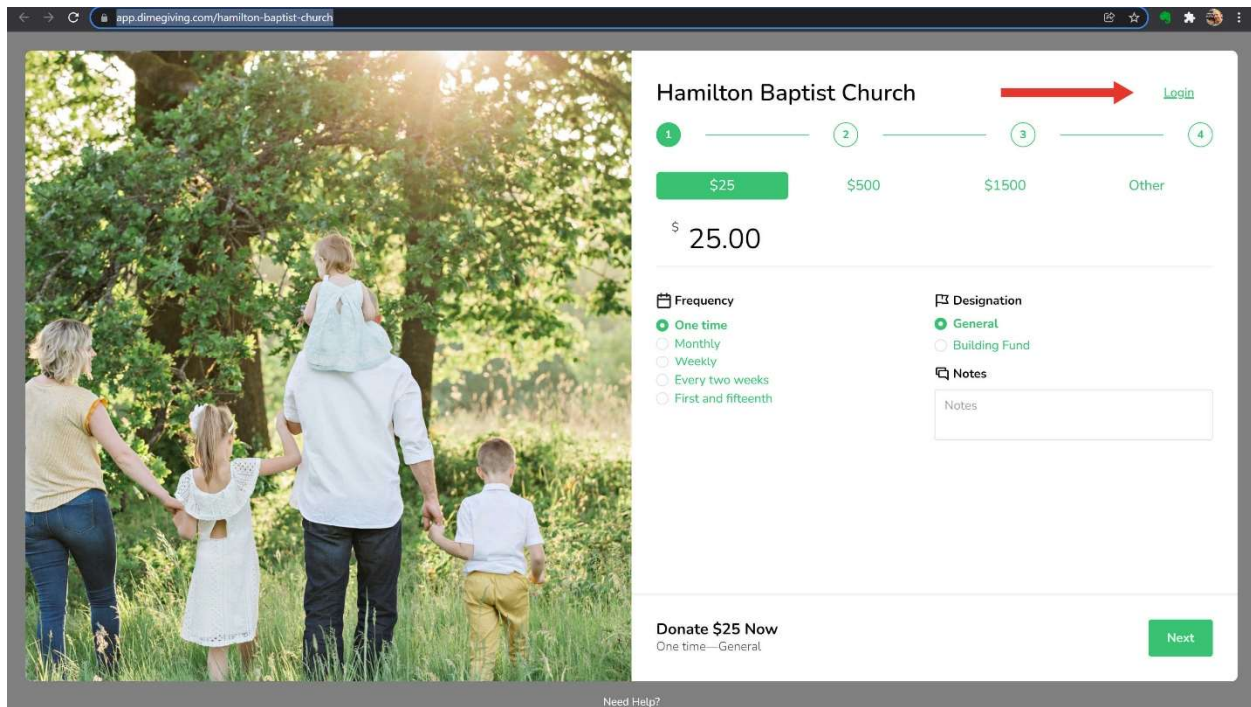


Set Up with Dime Giving

1. Go to Hamilton Baptist Church's Dime Giving website by clicking this link:

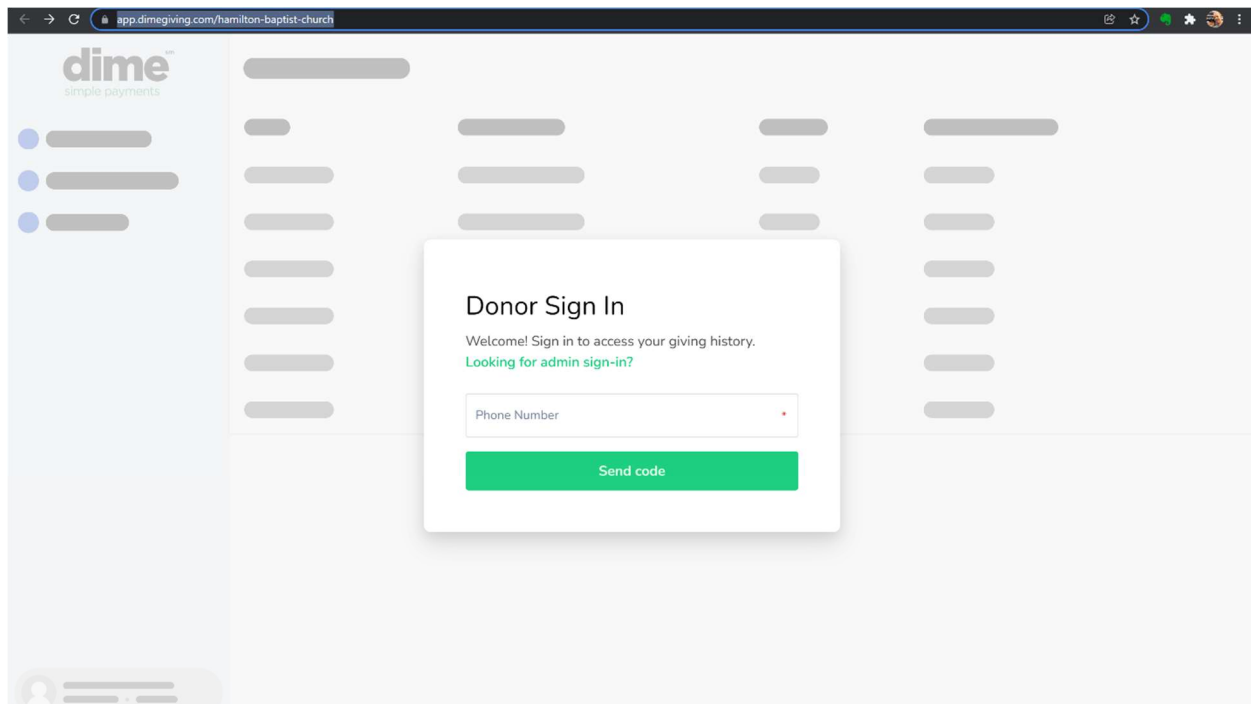
<https://app.dimegiving.com/hamilton-baptist-church>

2. Once the website opens, you will see this page. You will then need to click **"Login."**



The screenshot shows the Hamilton Baptist Church Dime Giving website. On the left is a large image of a family walking in a field. On the right, the 'Hamilton Baptist Church' header is visible. Below it, a progress bar shows four steps: 1 (selected), 2, 3, and 4. Step 1 includes a 'Login' link and a red arrow pointing to it. Below the progress bar are four donation amount buttons: '\$25' (selected), '\$500', '\$1500', and 'Other'. The selected amount '\$25.00' is displayed. Below this are two sections: 'Frequency' with options 'One time' (selected), 'Monthly', 'Weekly', 'Every two weeks', and 'First and fifteenth'; and 'Designation' with options 'General' (selected) and 'Building Fund'. A 'Notes' text box is also present. At the bottom, a 'Donate \$25 Now' button is shown with the text 'One time—General' below it, and a 'Next' button to the right. A 'Need Help?' link is at the very bottom.

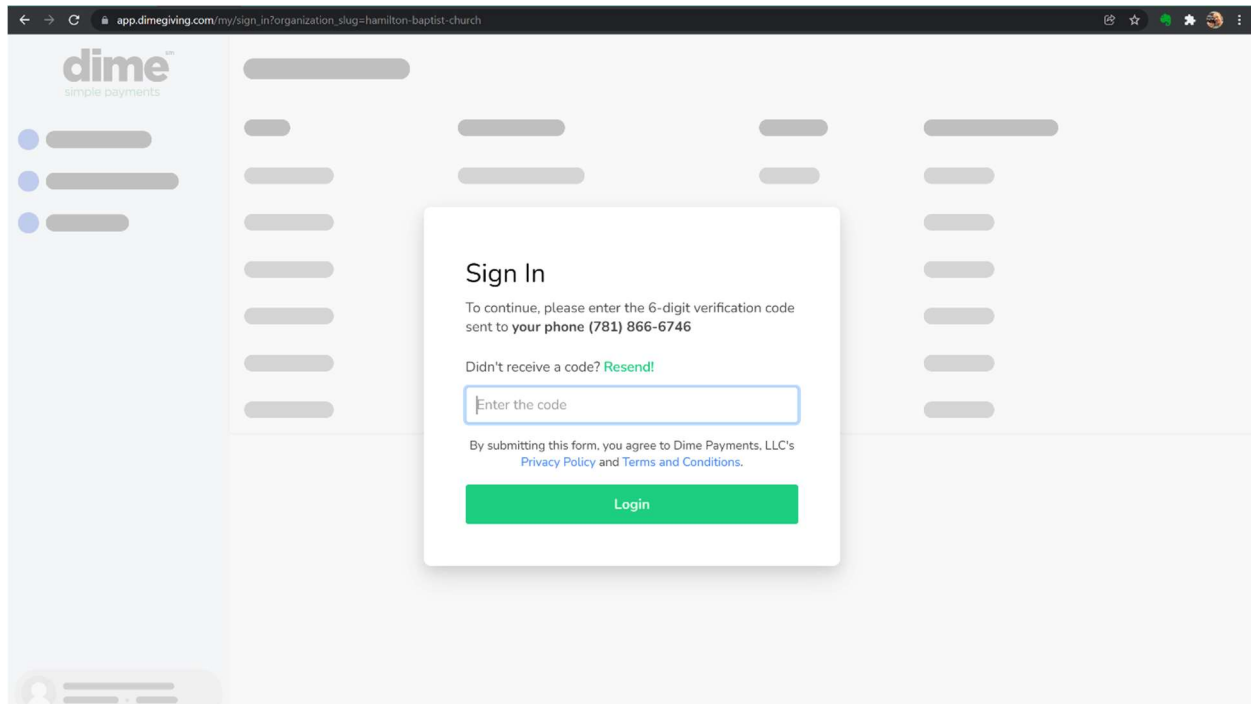
3. Enter your cellphone number in the appropriate spaces and click the green button **"Send code."**



The screenshot shows the Dime Giving Donor Sign In screen. The background is a light gray with a grid of horizontal lines. In the center, a white modal box titled 'Donor Sign In' contains the text 'Welcome! Sign in to access your giving history.' and a link 'Looking for admin sign-in?'. Below this is a 'Phone Number' input field with a red asterisk on the right. At the bottom of the modal is a green 'Send code' button. The Dime Giving logo is visible in the top left corner of the page.

Set Up with Dime Giving

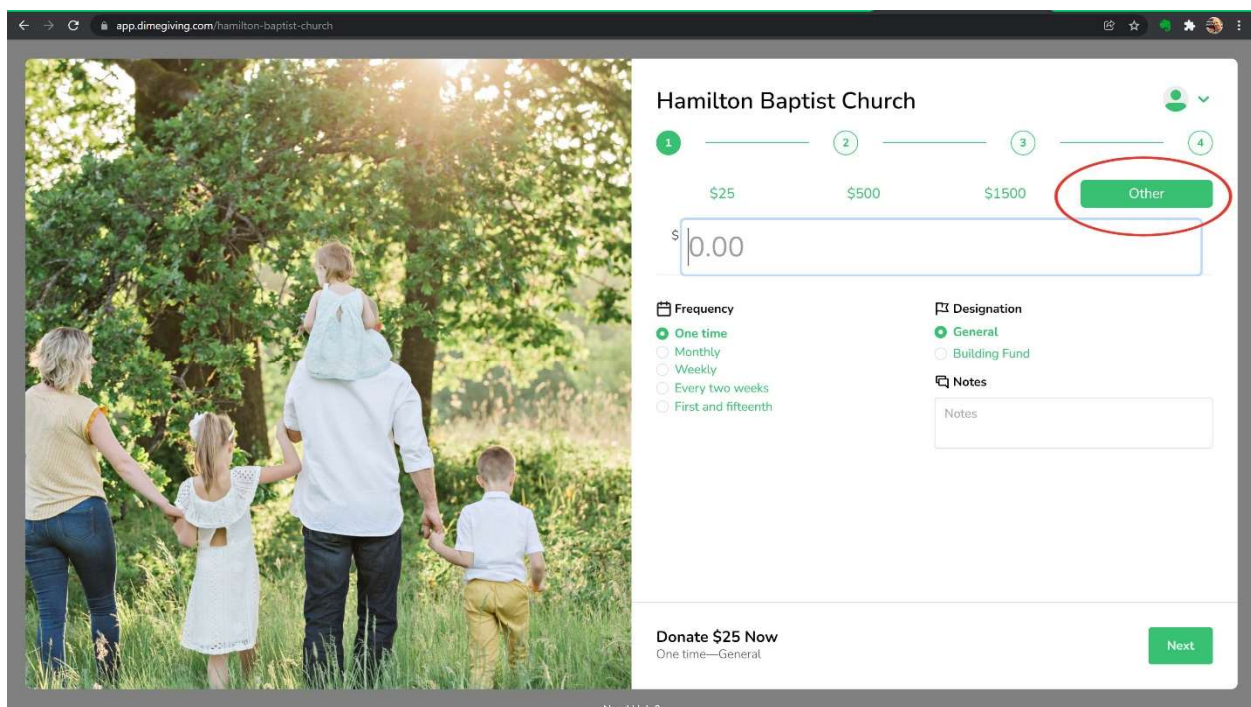
4. Once you receive the code via text message, enter the code in the appropriate box as indicated in the picture above and follow the prompts.



The screenshot shows the Dime Giving Sign In page. The browser address bar displays `app.dimegiving.com/my/sign_in?organization_slug=hamilton-baptist-church`. The Dime logo is in the top left. A central white box contains the 'Sign In' form. The form text reads: 'To continue, please enter the 6-digit verification code sent to your phone (781) 866-6746'. Below this is a link: 'Didn't receive a code? Resend!'. There is a text input field labeled 'Enter the code'. At the bottom of the box, it says 'By submitting this form, you agree to Dime Payments, LLC's Privacy Policy and Terms and Conditions.' and a green 'Login' button.

5. Now that you are logged in, you may need to click on the link below to take you back to the giving page.
<https://app.dimegiving.com/hamilton-baptist-church>

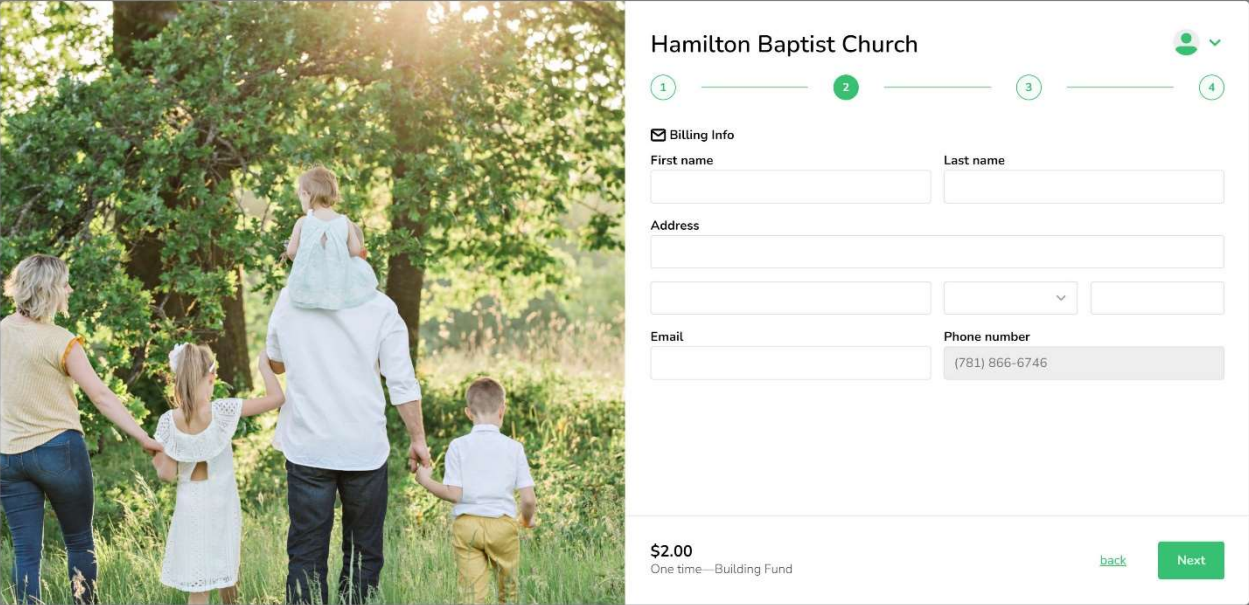
6. Once you are logged in and back to the giving page please follow all prompts and enter all giving info requested. ***Please note at the top you can change the amount you want to give. It is also on this page that you select the frequency you would like to give. The default giving designation is to the General Fund.**



The screenshot shows the giving page for Hamilton Baptist Church. The browser address bar displays `app.dimegiving.com/hamilton-baptist-church`. On the left is a large image of a family walking in a field. On the right, the 'Hamilton Baptist Church' header is followed by a progress bar with four steps. Step 1 is active, showing amount options: '\$25', '\$500', '\$1500', and a circled 'Other' button. Below these is a text input field showing '\$0.00'. Under 'Frequency', 'One time' is selected. Under 'Designation', 'General' is selected. There is a 'Notes' text area. At the bottom, it says 'Donate \$25 Now' and 'One time—General', with a green 'Next' button.

Set Up with Dime Giving

7. Step 2- Confirm your personal info.



Hamilton Baptist Church

1 2 3 4

☒ Billing Info

First name Last name

Address

Email Phone number

\$2.00
One time—Building Fund

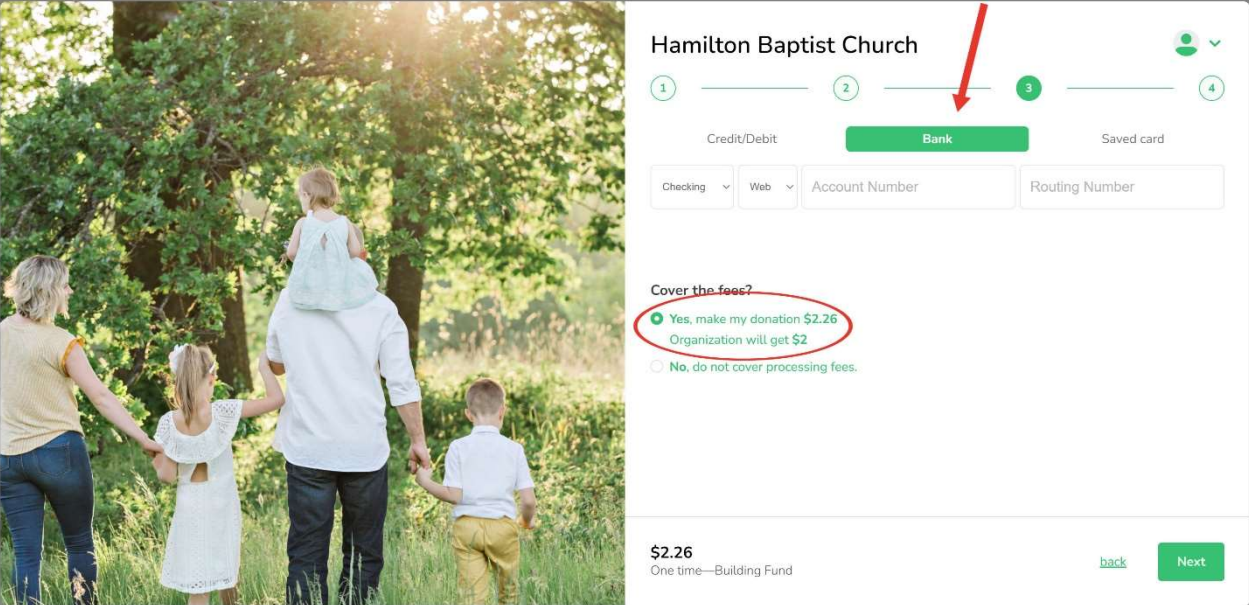
[back](#) [Next](#)

Need Help?

Powered by **dime**

[Privacy & Security Policy](#) | [Refund Policy](#) | [Admin Login](#)

8. Step 3- Select debit card or bank draft/ACH giving. ***IMPORTANT: Bank draft has lower fees.** Over the course of a year bank fees add up. Therefore, we recommend online giving be set up using the bank draft option.



Hamilton Baptist Church

1 2 3 4

Credit/Debit [Bank](#) Saved card

Checking Web Account Number Routing Number

Cover the fee?

☒ Yes, make my donation \$2.26
Organization will get \$2

☐ No, do not cover processing fees.

\$2.26
One time—Building Fund

[back](#) [Next](#)

Need Help?

Powered by **dime**

[Privacy & Security Policy](#) | [Refund Policy](#) | [Admin Login](#)

Set Up with Dime Giving

9. Step 4- Please confirm your giving information is correct and click “Give.”

Hamilton Baptist Church

1 2 3 4

♥ Gift
\$2.31

📅 Frequency
One time

📄 Designation
Building Fund

💳 Payment Info

📧 Billing Info

Click Give to complete your donation.

\$2.31
One time - Building Fund

[back](#) [Give](#)

[Need Help?](#)
Powered by **dime**
[Privacy & Security Policy](#) | [Refund Policy](#) | [Admin Login](#)

10. You have now successfully set up Dime Giving!

11. You may set up multiple recurring gifts if you like. For example, you can set up your offering to be given to the General Fund every two weeks or on the 1st and 15th of each month depending on when you get paid. Then, you could set up a second recurring gift to the Building Fund once a month by going through the same steps and designating your gift to the Building Fund.

Hamilton Baptist Church

1 2 3 4

\$25 \$500 \$1500 [Other](#)

\$ 0.00

📅 Frequency
☐ One time
☒ Monthly
☐ Weekly
☐ Every two weeks
☐ First and fifteenth

📄 Designation
☐ General
☒ Building Fund

📝 Notes
Notes

Donate \$25 Now
One time—General

[Next](#)

[Need Help?](#)
Powered by **dime**
[Privacy & Security Policy](#) | [Refund Policy](#) | [Admin Login](#)

Set Up with Dime Giving

12. If you have not already, please cancel your recurring gift with Clover Give.

<https://app.clovergive.com/app/Giving/clodo-hamiltonbaptistchurch>

If you have any questions or need further assistance, please call Erin Rickards at 540-338-7979.